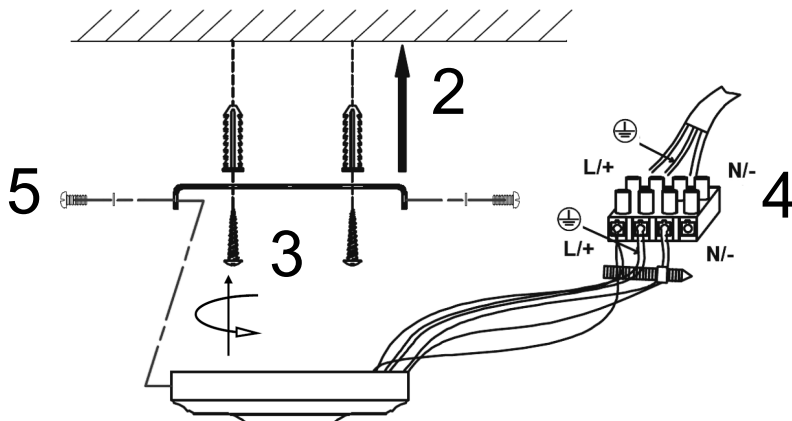


1

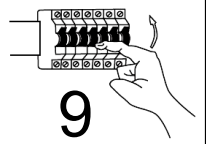


5

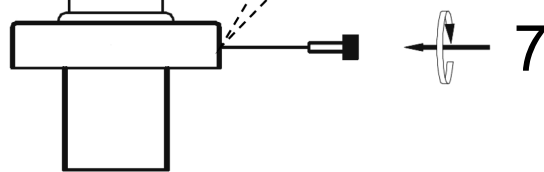
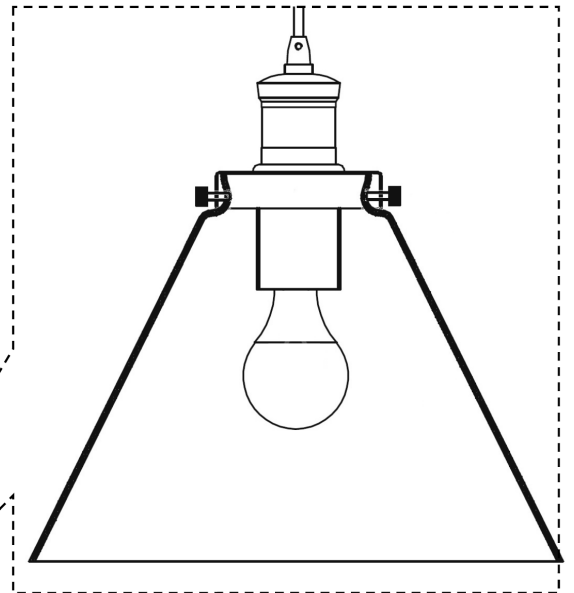
2

3

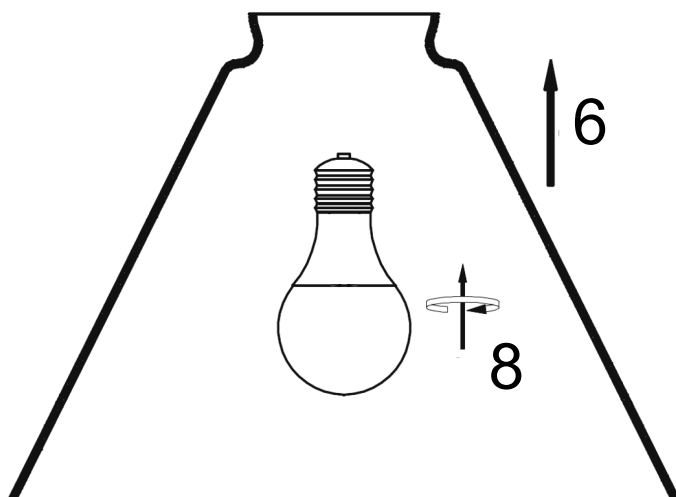
4



9





7



6

8

## SAFETY INFORMATION: (Please retain for future reference)

- Always turn off the mains supply before commencing the installation of this fitting .
- This is a Class 1 product  and does requires an Earth connection  
– 230 (240) Volts – 50Hz AC.
- This product must be installed in accordance with the national building regulations, if in doubt consult a qualified electrician.
- This fitting is suitable for installation in Indoor locations only . 
- Do not mount the fitting in a damp atmosphere.
- Do not stare at the operating lamp when using LED lamps .
- The Luminaire should be positioned so that prolonged staring into the luminaire at a distance closer than 0.2m is not expected.
- Ensure sufficient access to the fitting to enable safe maintenance.

### LED INFORMATION:

- We recommend LED lamps only.
- Do not exceed the maximum wattage and bulb type stated on the lamp holder.
- This fitting is suitable for dimming when using an dimmable LED lamp.

### AFTERCARE AND MAINTENANCE:

- Always disconnect power supply when servicing or cleaning.
- Clean only with a dry or slightly damp cloth.
- Do no use any abrasive cloths or cleaners as this may damage the product

### ADDITIONAL INFORMATION:

- If the height of the fitting requires shortening we recommend the supply cable may need to be cut to a shorter length is done by a qualified electrician .
- The length of the supply cable CANNOT be increased .

